

GI ECOLOGIX™ REPORT

REPORT ID: S000658

TEST REPORTED:
 TEST RECEIVED:
 PATIENT NAME:
 PATIENT DOB:
 GENDER:

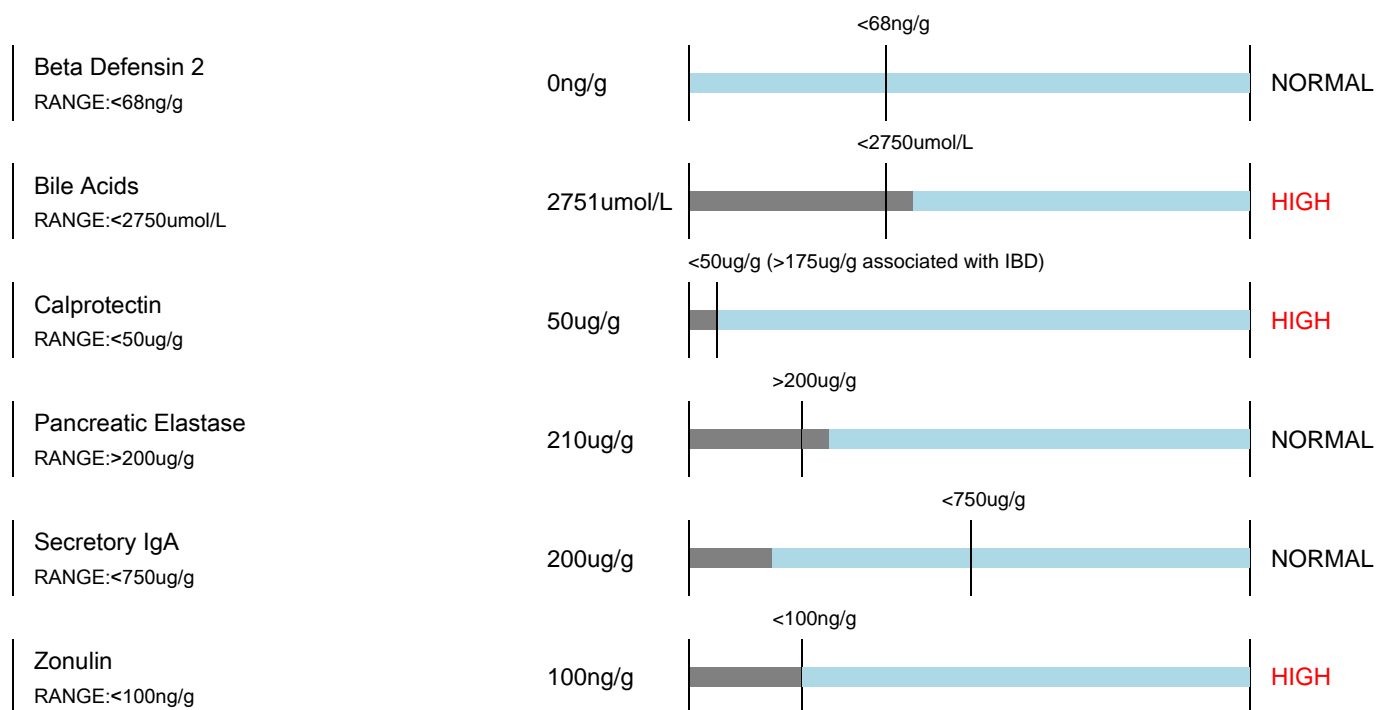
REPORT STATUS: COMPLETED
 CLINICIAN NAME:
 ACCESSION NO:
 SAMPLE TYPE:

The Invivo GI EcologiX™ profile utilises quantitative real-time PCR (qRT-PCR) for analysis of gastrointestinal microbiota. qRT-PCR results are reported as quantification of microbial gene of interest copies in a community sample relative to endogenous gene control (i.e. gut, vaginal). qRT-PCR reactions are performed using Taqman technology. The results show representative numbers proportional to normalised qRT-PCR value.

GI Health Markers (ELISAS)

RESULTS:

RATING:

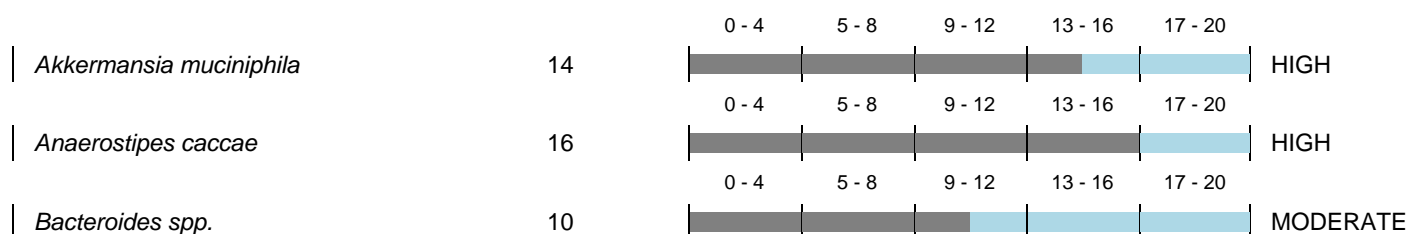


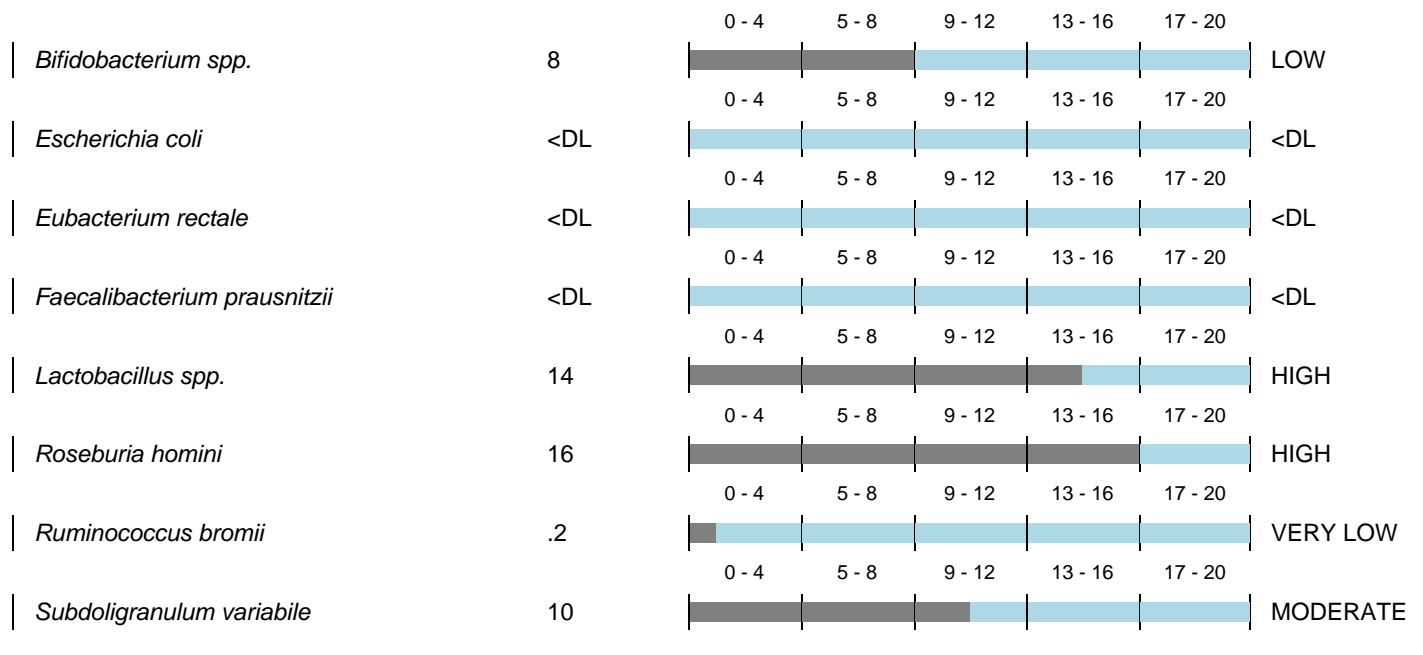
▲ Health immune markers are quantified using enzyme-linked immunosorbent assay (ELISA) which is based on antigen-antibody reactions. Please refer to the Invivo interpretive guide for more details on health markers.

Commensal Bacteria

RESULTS:

ABUNDANCE:



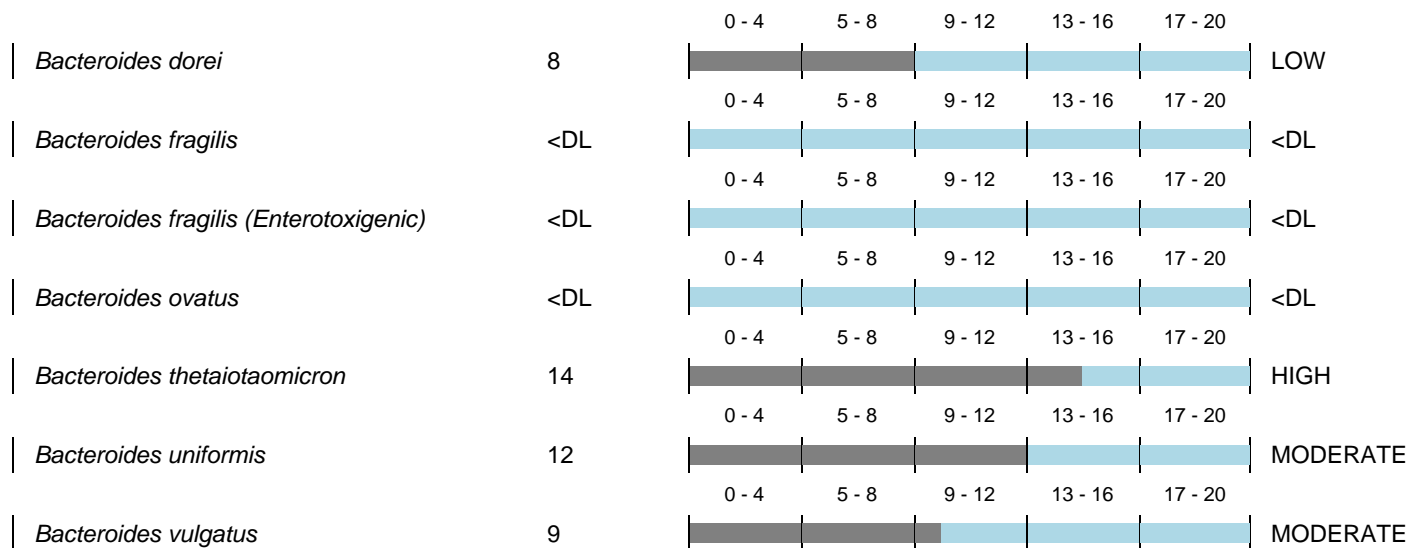


Commensal bacteria live in symbiosis with the host under normal conditions. To learn more about associations between commensal bacteria and clinical conditions, please refer to the Invivo interpretive guide. <DL: Microorganism is not detected/below detection limit.

Bacteroides Sub Group

RESULTS:

ABUNDANCE:



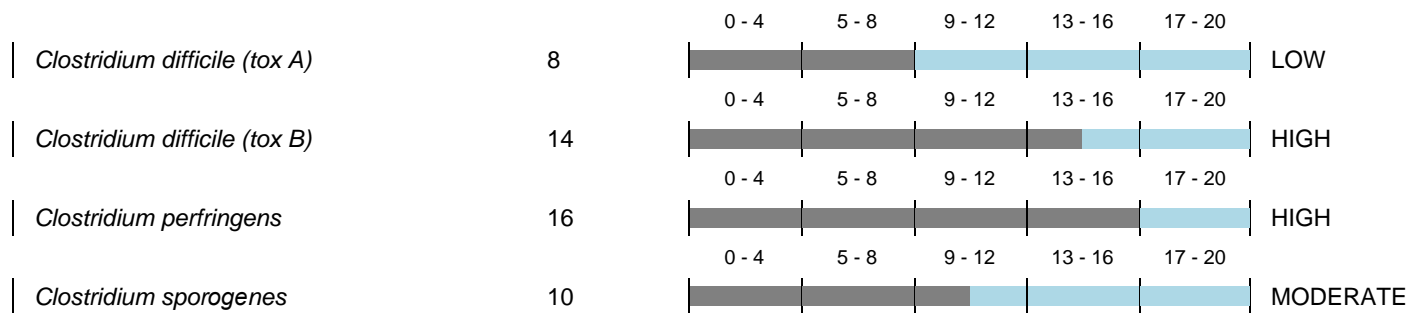
Bacteroides bacteria are gram-negative members of the GI microbiota. Please refer to the Invivo interpretive guide for information on associations with dysbiosis, clinical conditions and disease. <DL: Microorganism is not detected/below detection limit.

Clostridium Sub Group

RESULTS:

ABUNDANCE:



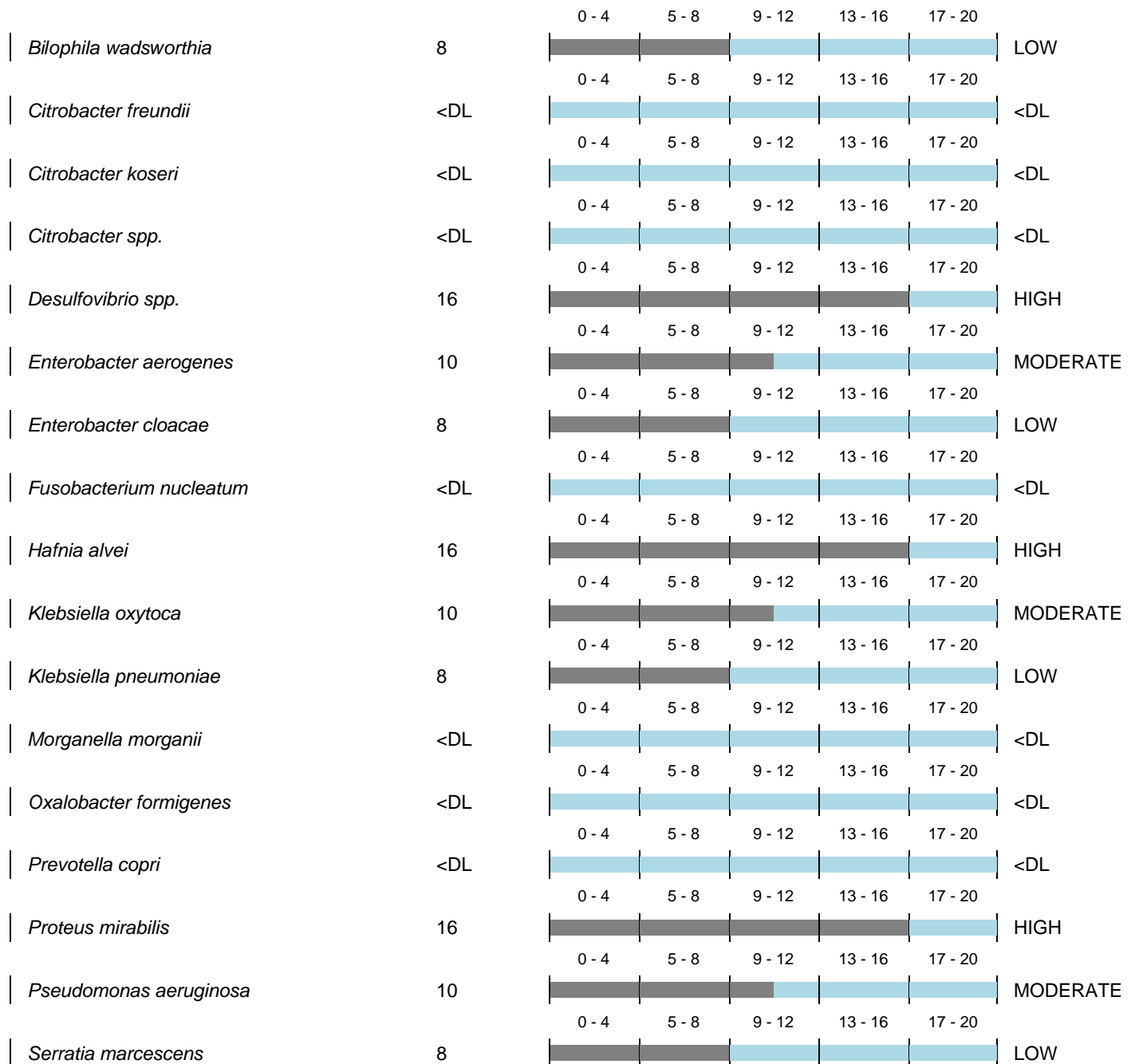


▲ Clostridium bacteria are gram-positive members of the GI microbiota. Please refer to the Invivo interpretive guide for information on associations with dysbiosis, clinical conditions and disease. <DL: Microorganism is not detected/below detection limit.

Gram Negative (-) Bacteria

RESULTS:

ABUNDANCE:



		0 - 4	5 - 8	9 - 12	13 - 16	17 - 20	
<i>Veillonella spp.</i>	10						MODERATE
<i>Yersinia enterocolitica</i>	16						HIGH

▲ Gram-negative bacteria are members of the healthy GI microbiota. Please refer to the Invivo interpretive guide for information on associations with clinical conditions, LPS endotoxemia and disease. <DL: Microorganism is not detected/below detection limit.

Gram Positive (+) Bacteria	RESULTS:	ABUNDANCE:
<i>Enterococcus faecalis</i>	8	LOW
<i>Enterococcus faecium</i>	16	HIGH
<i>Enterococcus gallinarum</i>	10	MODERATE
<i>Methanobrevibacter smithii</i>	8	LOW
<i>Mycobacterium avium</i>	16	HIGH
<i>Ruminococcus gnavus</i>	10	MODERATE
<i>Ruminococcus torques</i>	8	LOW
<i>Staphylococcus aureus</i>	16	HIGH
<i>Streptococcus agalactiae</i>	10	MODERATE
<i>Streptococcus pneumoniae</i>	8	LOW
<i>Streptococcus pyogenes</i>	16	HIGH

▲ Gram-positive bacteria are members of the healthy GI microbiota. Please refer to the Invivo interpretive guide for information on associations with clinical conditions and disease. <DL: Microorganism is not detected/below detection limit.

H. pylori	RESULTS:	ABUNDANCE:
<i>H. pylori</i>	10	MODERATE
<i>H. pylori</i> Stool Antigen (as confirmatory reflex)	POSITIVE	POSITIVE

▲ Helicobacter pylori is a gram-negative bacterium usually found in the stomach. It is believed to be a stable member of the human microbiota and it is asymptomatic in 90% of the individuals. H. pylori Stool Antigen is run as a confirmatory test to establish potential pathogenicity to host. Please refer to the Invivo interpretive guide for information on associations with clinical conditions and disease. <DL: Microorganism is not detected/below detection limit.

Mycology

RESULTS:

ABUNDANCE:

		0 - 4	5 - 8	9 - 12	13 - 16	17 - 20	
<i>Aspergillus fumigatus</i>	16						HIGH
<i>Candida albicans</i>	10						MODERATE
<i>Candida krusei</i>	8						LOW
<i>Candida tropicalis</i>	16						HIGH
<i>Malassezia restricta</i>	10						MODERATE

▲ Commensal yeast and fungi live in symbiosis with host under normal conditions. Following dysbiosis or imbalance, overgrowth of fungi can occur causing pathogenic activity. Please refer to the Invivo interpretive guide for further information on commensal fungi. <DL: Microorganism is not detected/below detection limit.

Parasitology

RESULTS:

ABUNDANCE:

		0 - 4	5 - 8	9 - 12	13 - 16	17 - 20	
<i>Blastocystis hominis</i>	8						LOW
<i>Dientamoeba fragilis</i>	16						HIGH
<i>Entamoeba histolytica</i>	10						MODERATE
<i>Giardia</i> spp.	8						LOW

▲ Parasites can be non-pathogenic in the human population. In specific circumstances they can become pathogenic. Please refer to the Invivo interpretive guide for information on associations with clinical conditions and disease. ND: Microorganism is not detected/below detection limit.

invivo[®]

Disclaimer: This test was developed, and its performance characteristics determined by Invivo Diagnostics. This test is not intended for use by consumers or physicians as a means to cure, treat, prevent, diagnose or mitigate any disease or other medical condition. The information contained in this document is in no way to be taken as prescriptive nor to replace the physicians duty of care and personalised care practices.

Lab Director:
Jaspal Patil, PhD

CareQuality
Commission
Registered